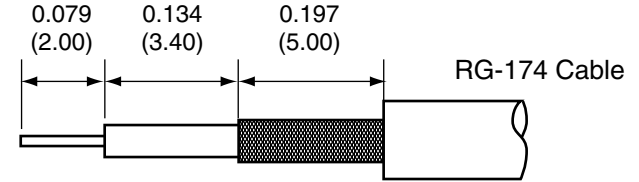
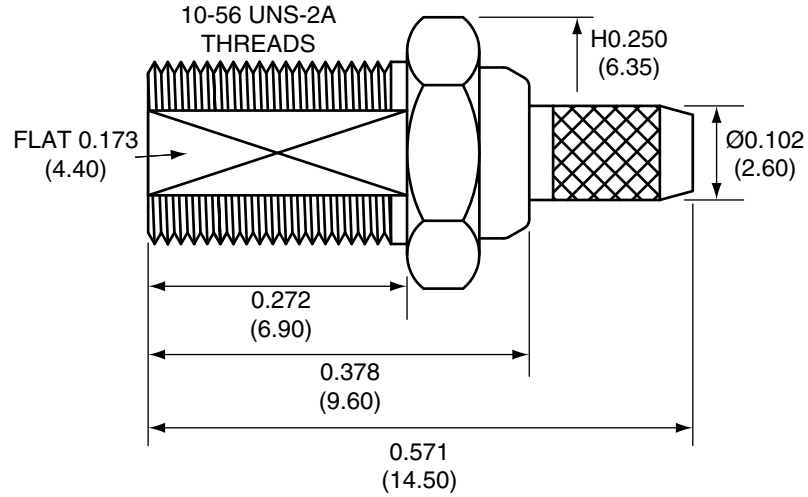


1		
Description	Material	Finish
Body	Brass	Gold
Socket	BE CU	Gold
Insulation	Teflon	Teflon
Crimp Ring	Brass	Gold
Nut	Brass	Gold
Washer	Brass	Gold

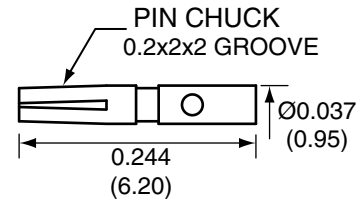
RECOMMENDED CABLE STRIPPING DIMENSIONS



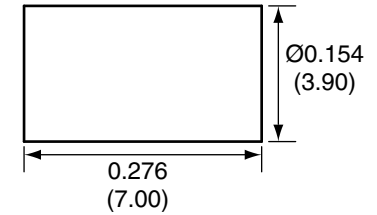
SIDE VIEW



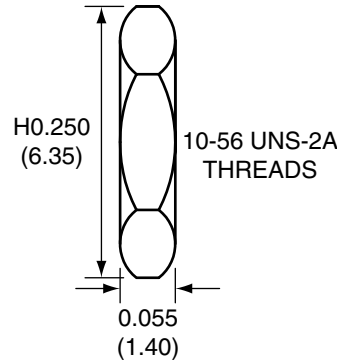
SOCKET



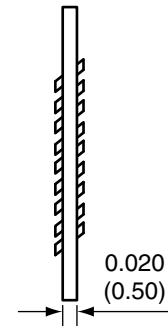
CRIMP RING



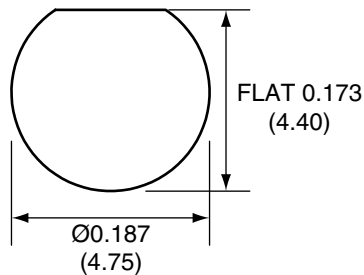
NUT



WASHER



RECOMMENDED MOUNTING HOLE



CONMCX005 ASSEMBLY INSTRUCTIONS

1. Solder the socket to the center conductor.
2. Insert the socket, center conductor, and insulator into the body.
3. Wrap the braid around the tail of the body and crimp the ring with a 0.137" hex crimp tool (or one labeled for use with RG-174 cable).

Title MCX FEMALE BULKHEAD MOUNT
CABLE END CRIMP FOR RG174 CABLE

Part No. CONMCX005 Revision: 1.0

Dimensions: INCHES (mm) Date: 6/5/2006

CONNECTOR CITY
159 ORT LANE
MERLIN, OR 97532
PH (541)-471-6256
FAX (541)-471-6251

Sheet 1 of 1

CONNECTOR CITY
THE VALUE OF CONNECTIONS